



Provincia de Tierra del Fuego,
Antártida e Islas del Atlántico Sur
República Argentina

Municipalidad de Ushuaia

“ 2012 en la Memoria a los Héroes de Malvinas “

CONCEJO DELIBERANTE USHUAIA	
MESA DE ENTRADA LEGISLATIVA	
ASUNTOS INGRESADOS	
Fecha: 22/11/12	Hs. 14:00
Numero: 1501	Fojas: 27
Expte. N°	
Girado:	
Recibido:	<i>[Signature]</i>

NOTA : N° 258 /2012
LETRA : Mun. U.

USHUAIA, 21 NOV 2012

SEÑOR PRESIDENTE :

Por la presente me dirijo a Usted, a los efectos de remitir adjunto la siguiente documentación :

- Ejecución Presupuestaria de Gastos emitida por sistema (Informa B3IJ) al 30/09/2012.
- Resumen de Ingresos emitida por sistema (Informe I3CB) al 30/09/2012
- Estado de Ejecución Presupuestaria al 30/09/2012 mensual y su acumulado.

Sin otro particular, saludo muy atentamente.

[Signature]

Federico SCIDRANO
INTENDENTE
Municipalidad de Ushuaia

AL SR. PRESIDENTE
CONCEJO DELIBERANTE DE USHUAIA
DN. DAMIAN DE MARCO
S/D

Ejecucion Presupuestaria al 30/09/2012
Unidades Credito desde 1 hasta 999999

Cuenta	Votado	Saldo	Preventivo	Definitivo	Devengado	Mand a Pagar	Pagado	Reservas
99999 999	0.00	0.00	0.00	0.00	0.00	0.00	0.00	0.00
	0.00	0.00	0.00	0.00	0.00	0.00	0.00	0.00
TOTALES	547,072,326.19	176,299,336.83	434,580,584.09	417,458,980.40	345,188,062.24	342,069,977.52	316,683,991.35	19,199,106.49
TOTAL POR PARTIDA								
011	209,840,466.76	209,840,466.76	209,840,466.76	209,840,466.76	209,840,466.76	209,840,466.76	196,106,993.59	0.00
012	9,804,625.98	8,473,013.96	8,473,013.96	6,014,613.22	5,851,037.14	5,092,524.46	5,092,524.46	185,528.65
013	88,001,244.15	83,022,350.38	83,022,350.38	63,835,653.53	62,931,050.95	57,833,327.31	57,833,327.31	14,262,728.86
021	0.00	0.00	0.00	0.00	0.00	0.00	0.00	0.00
031	8,074,935.58	6,831,530.46	6,831,530.46	5,703,911.67	5,619,978.27	5,294,101.67	5,294,101.67	34.00
041	0.00	0.00	0.00	0.00	0.00	0.00	0.00	0.00
051	1,277,221.64	1,101,127.05	1,101,127.05	724,082.17	671,507.51	627,431.15	627,431.15	2,894.22
052	113,139,593.98	103,747,995.79	103,747,995.79	55,006,212.89	53,092,814.89	47,666,491.17	47,666,491.17	4,747,920.76
071	0.00	0.00	0.00	0.00	0.00	0.00	0.00	0.00
072	0.00	0.00	0.00	0.00	0.00	0.00	0.00	0.00
091	2,925,000.00	2,925,000.00	2,925,000.00	2,925,000.00	2,925,000.00	2,925,000.00	2,925,000.00	0.00
101	1,517,496.00	1,517,496.00	1,517,496.00	1,138,122.00	1,138,122.00	1,138,122.00	1,138,122.00	0.00
210	0.00	0.00	0.00	0.00	0.00	0.00	0.00	0.00
220	0.00	0.00	0.00	0.00	0.00	0.00	0.00	0.00
230	0.00	0.00	0.00	0.00	0.00	0.00	0.00	0.00
240	0.00	0.00	0.00	0.00	0.00	0.00	0.00	0.00
999	0.00	0.00	0.00	0.00	0.00	0.00	0.00	0.00

[Handwritten Signature]
C P STELLA MARIS CAMPOS
Subcontador General
Municipalidad de Ushuaia

Ejecucion Presupuestaria al 30/09/2012
Unidades Credito desde 1 hasta 999999

Cuenta	Votado	Saldo	Preventivo	Definitivo	Devengado	Mand a Pagar	Pagado	Reservas
129 INTENDENCIA								
50 011	1,162,150.47	551,214.62	947,367.78	947,367.78	947,367.78	947,367.78	906,506.33	0.00
50 012	25,200.00	435.27	24,764.73	24,764.73	19,722.33	19,350.43	19,350.43	0.00
50 013	10,785,154.00	3,796.58	310,163.42	287,663.42	221,843.42	221,843.42	221,843.42	10,516,194.00
50 031	300,000.00	140,875.03	299,124.97	296,124.97	284,424.97	284,424.97	283,424.97	0.00
50 051	0.00	0.00	0.00	0.00	0.00	0.00	0.00	0.00
50 072	20,000.00	20,000.00	0.00	0.00	0.00	0.00	0.00	0.00
	12,292,504.47	716,321.50	1,581,420.90	1,555,920.90	1,473,358.50	1,472,986.60	1,431,125.15	10,516,194.00
147 SECRETARIA DE GOBIERNO								
59 011	661,543.74	201,629.27	529,120.47	529,120.47	529,120.47	529,120.47	495,745.56	0.00
59 012	22,900.00	6,345.18	15,542.42	15,542.42	11,043.20	11,043.20	11,043.20	1,012.40
59 013	185,500.00	11,845.68	186,354.32	114,354.32	109,352.66	109,352.66	109,352.66	0.00
	869,943.74	219,820.13	731,017.21	659,017.21	649,516.33	649,516.33	616,141.42	1,012.40
160 SECRETARIA DE HACIENDA Y FINANZAS								
72 011	13,690,854.97	4,101,482.96	11,314,237.01	11,314,237.01	11,314,237.01	11,314,237.01	10,524,498.64	0.00
72 012	446,353.00	265,349.05	181,003.95	174,636.45	136,239.18	124,089.23	123,713.27	0.00
72 013	6,028,467.92	600,829.69	3,652,962.34	3,589,733.44	2,473,860.80	2,434,807.17	2,327,467.68	1,796,123.89
72 031	210,000.00	6.06	209,993.94	209,993.94	74,979.98	74,979.98	74,979.98	0.00
72 041	4,427,368.25	0.25	0.00	0.00	0.00	0.00	0.00	0.00
72 051	26,600.00	64,925.00	6,675.00	6,675.00	4,275.00	4,275.00	4,275.00	0.00
	24,829,644.14	5,032,593.01	15,364,872.24	15,295,275.84	14,003,591.97	13,952,388.39	13,054,934.57	1,796,123.89

181 Subsecretaria de Promocion y Desarrollo Social



Ejecucion Presupuestaria al 30/09/2012
Unidades Credito desde 1 hasta 999999

Cuenta	Votado	Saldo	Preventivo	Definitivo	Devengado	Mand a Pagar	Pagado	Reservas
74 011	263,706.04	73,453.57	218,812.47	218,812.47	218,812.47	218,812.47	205,203.48	0.00
74 012	133,760.00	32,953.65	91,732.33	71,051.58	55,810.64	55,810.64	55,596.24	9,074.02
74 013	325,500.00	53,666.22	271,833.78	246,833.78	200,906.14	200,906.14	200,906.14	0.00
74 031	0.00	0.00	0.00	0.00	0.00	0.00	0.00	0.00
74 051	0.00	0.00	0.00	0.00	0.00	0.00	0.00	0.00
	722,966.04	160,073.44	582,378.58	536,697.83	475,529.25	475,529.25	461,705.86	9,074.02
193 CONCEJO DELIBERANTE								
85 011	23,081,793.28	6,462,768.74	19,813,622.82	19,813,622.82	19,813,622.82	19,813,622.82	18,553,093.96	0.00
85 041	0.00	0.00	0.00	0.00	0.00	0.00	0.00	0.00
85 091	3,900,000.00	975,000.00	2,925,000.00	2,925,000.00	2,925,000.00	2,925,000.00	2,925,000.00	0.00
	26,981,793.28	7,437,768.74	22,738,622.82	22,738,622.82	22,738,622.82	22,738,622.82	21,478,093.96	0.00
192 JUZGADO ADMINISTRATIVO MUNICIPAL DE FALTAS								
86 011	5,674,411.47	1,952,165.11	4,257,606.36	4,257,606.36	4,257,606.36	4,257,606.36	3,958,354.56	0.00
86 012	238,636.00	136,231.39	98,877.91	73,858.71	55,003.16	55,003.16	54,903.90	3,526.70
86 013	2,078,050.00	148,353.22	1,898,036.75	1,757,222.35	1,223,027.61	1,216,934.64	1,189,301.12	29,540.03
86 051	84,370.00	18,488.32	95,881.68	95,881.68	38,910.62	25,510.62	25,510.62	0.00
	8,075,467.47	2,255,238.04	6,350,402.70	6,184,569.10	5,574,547.75	5,555,054.78	5,228,070.20	33,066.73
169 SECRETARIA DE DESARROLLO Y GESTION URBANA								
88 011	1,021,244.51	261,286.83	869,466.68	869,466.68	869,466.68	869,466.68	822,408.52	0.00
88 012	10,000.00	630.88	9,369.12	9,369.12	9,249.30	9,249.30	9,249.30	0.00
88 013	222,380.00	1,641.22	220,738.78	219,238.78	150,150.50	150,150.50	150,150.50	0.00
	1,253,624.51	263,558.93	1,099,574.58	1,098,074.58	1,028,866.48	1,028,866.48	981,808.32	0.00

Ejecucion Presupuestaria al 30/09/2012
Unidades Credito desde 1 hasta 999999

Cuenta	Votado	Saldo	Preventivo	Definitivo	Devengado	Mand a Pagar	Pagado	Reservas
305 Subsecretaria de Planeamiento y Proyectos Urbanos								
206 011	407,103.71	407,103.71	0.00	0.00	0.00	0.00	0.00	0.00
206 012	5,400.00	3,639.00	1,761.00	1,761.00	1,761.00	1,761.00	1,761.00	0.00
206 013	4,130.00	1,317.00	2,813.00	1,000.00	0.00	0.00	0.00	0.00
206 051	5,000.00	0.00	0.00	0.00	0.00	0.00	0.00	0.00
	421,633.71	412,059.71	4,574.00	2,761.00	1,761.00	1,761.00	1,761.00	0.00
314 Subsecretaria de Deportes								
215 011	30,399,381.35	8,987,742.99	24,617,857.36	24,617,857.36	24,617,857.36	24,617,857.36	22,799,413.94	0.00
215 012	266,015.00	26,560.77	238,452.83	238,452.83	165,225.83	163,565.83	163,565.83	1,001.40
215 013	5,992,700.00	1,531,657.04	5,990,290.35	5,559,922.15	4,130,121.30	3,982,558.00	3,646,329.19	526,504.61
215 051	0.00	0.00	0.00	0.00	0.00	0.00	0.00	0.00
	36,658,096.35	10,545,960.80	30,846,600.54	30,416,232.34	28,913,204.49	28,763,981.19	26,609,308.96	527,506.01
175 Subsecretaria de Servicios Publicos								
220 011	8,504,355.17	2,615,991.72	6,442,158.33	6,442,158.33	6,442,158.33	6,442,158.33	6,058,841.99	0.00
220 012	1,571,900.00	14,183.68	1,572,118.66	1,414,196.90	1,340,374.15	1,334,288.20	1,264,675.72	13,965.02
220 013	1,060,102.00	10,074.99	1,013,553.54	827,637.34	741,486.83	741,486.83	709,686.86	36,473.47
220 051	46,000.00	3,728.62	42,271.38	42,271.38	42,271.38	42,271.38	42,271.38	0.00
	11,182,357.17	2,615,611.65	9,070,101.91	8,726,263.95	8,566,290.69	8,560,204.74	8,075,475.95	50,438.49
311 Subsecretaria de Cultura y Educacion								
242 011	12,248,391.48	3,962,098.78	9,539,051.03	9,539,051.03	9,539,051.03	9,539,051.03	8,846,026.79	0.00
242 012	392,351.00	59,713.55	332,187.07	207,587.07	138,695.89	138,310.09	122,941.42	450.38
242 013	2,660,218.00	962,375.90	2,725,554.10	2,416,224.35	1,989,165.21	1,950,366.46	1,863,393.96	379,038.00

Ejecucion Presupuestaria al 30/09/2012
Unidades Credito desde 1 hasta 999999

Cuenta	Votado	Saldo	Preventivo	Definitivo	Devengado	Mand a Pagar	Pagado	Reservas
	2,461,226.00	2,461,226.00	0.00	0.00	0.00	0.00	0.00	0.00
169 SECRETARIA DE DESARROLLO Y GESTION URBANA								
276 052	5,356,700.00	5,356,700.00	0.00	0.00	0.00	0.00	0.00	0.00
	5,356,700.00	5,356,700.00	0.00	0.00	0.00	0.00	0.00	0.00
169 SECRETARIA DE DESARROLLO Y GESTION URBANA								
277 052	2,033,788.00	1,376,661.70	657,126.30	657,126.30	43,143.29	43,143.29	43,143.29	0.00
	2,033,788.00	1,376,661.70	657,126.30	657,126.30	43,143.29	43,143.29	43,143.29	0.00
314 Subsecretaria de Deportes								
308 012	69,900.00	2,194.69	67,705.31	67,705.31	67,705.31	37,015.31	37,015.31	0.00
308 013	116,500.00	9,978.07	106,521.93	106,521.93	96,621.93	96,621.93	93,321.93	0.00
308 031	46,600.00	41,100.00	43,500.00	38,500.00	38,500.00	38,500.00	38,000.00	0.00
	233,000.00	53,272.76	217,727.24	212,727.24	202,827.24	172,137.24	168,337.24	0.00
129 INTENDENCIA								
311 013	15,000.00	15,000.00	0.00	0.00	0.00	0.00	0.00	0.00
	15,000.00	15,000.00	0.00	0.00	0.00	0.00	0.00	0.00
129 INTENDENCIA								
312 012	1,140.00	40.00	719.00	719.00	719.00	719.00	719.00	381.00
312 013	1,054,366.00	0.00	764,826.66	764,826.66	764,826.66	764,826.66	764,826.66	281,539.34
	1,055,506.00	40.00	765,545.66	765,545.66	765,545.66	765,545.66	765,545.66	281,920.34
129 INTENDENCIA								
313 012	74,521.00	167,233.44	24,024.12	16,424.12	14,410.83	14,410.83	14,410.83	7,763.44
313 013	354,130.00	8,517.38	342,866.62	272,866.62	121,142.06	113,642.06	102,218.70	6,246.00

Ejecucion Presupuestaria al 30/09/2012
Unidades Credito desde 1 hasta 999999

Cuenta	Votado	Saldo	Preventivo	Definitivo	Devengado	Mand a Pagar	Pagado	Reservas
	428,651.00	175,750.82	366,890.74	289,290.74	135,552.89	128,052.89	116,629.53	14,009.44
364 SECRETARIA LEGAL Y TECNICA								
314 011	4,163,442.66	1,445,651.35	3,151,499.31	3,151,499.31	3,151,499.31	3,151,499.31	2,939,529.48	0.00
314 012	25,536.00	632.00	24,904.00	24,904.00	6,162.99	6,162.99	6,162.99	0.00
314 013	2,066,770.00	1,569,992.80	496,729.20	476,685.10	406,347.12	405,875.24	405,875.24	48.00
314 051	51,200.00	50,220.00	980.00	980.00	980.00	980.00	980.00	0.00
	6,306,948.66	3,066,496.15	3,674,112.51	3,654,068.41	3,564,989.42	3,564,517.54	3,352,547.71	48.00
364 SECRETARIA LEGAL Y TECNICA								
315 011	1,107,514.20	293,183.77	937,114.43	937,114.43	937,114.43	937,114.43	872,240.09	0.00
315 012	38,810.00	32,607.51	6,202.49	6,202.49	6,202.49	6,202.49	6,202.49	0.00
315 013	99,600.00	3,303.22	96,200.28	96,200.28	83,872.80	83,872.80	60,317.09	96.50
	1,245,924.20	329,094.50	1,039,517.20	1,039,517.20	1,027,189.72	1,027,189.72	938,759.67	96.50
364 SECRETARIA LEGAL Y TECNICA								
316 011	883,274.08	513,736.12	412,316.96	412,316.96	412,316.96	412,316.96	393,028.01	0.00
316 012	9,600.00	9,033.00	567.00	567.00	567.00	567.00	567.00	0.00
316 013	89,800.00	21,232.04	68,567.96	68,567.96	36,554.17	35,936.28	35,936.28	0.00
316 051	5,500.00	500.00	0.00	0.00	0.00	0.00	0.00	0.00
	988,174.08	544,501.16	481,451.92	481,451.92	449,438.13	448,820.24	429,531.29	0.00
366 SEC. GRAL PLANEAM. ESTRAT. Y COORD. GTION.								
317 011	7,745,343.06	2,405,850.35	6,547,036.15	6,547,036.15	6,547,036.15	6,547,036.15	6,145,384.16	0.00
317 012	308,417.00	160,493.43	147,883.00	125,785.00	81,071.69	80,356.69	76,610.16	40.57
317 013	5,600,063.00	643,471.16	5,016,542.10	3,929,487.07	3,703,319.37	3,702,316.13	3,519,070.90	29,327.74

Ejecucion Presupuestaria al 30
Unidades Credito desde 1

Cuenta	Votado
321 013	42,300.00
	218,521.51
160 SECRETARIA DE HACIENDA Y	
322 011	1,699,173.71
322 012	49,285.00
322 013	634,251.00
	2,382,709.71
160 SECRETARIA DE HACIENDA Y	
323 011	3,602,775.80
323 012	59,220.00
323 013	245,580.00
323 051	5,000.00
	3,912,575.80
160 SECRETARIA DE HACIENDA Y	
324 011	3,697,680.74
324 012	60,296.00
324 013	1,050,260.00
324 051	0.00
	4,808,236.74
160 SECRETARIA DE HACIENDA Y	
325 013	444,000.00
	444,000.00


Ejecucion Presupuestaria al 30/09/2012
Unidades Credito desde 1 hasta 999999

Cuenta	Votado	Saldo	Preventivo	Definitivo	Devengado	Mand a Pagar	Pagado	Reservas
317 031	156,000.00	31,497.16	154,502.84	154,502.84	107,408.30	107,408.30	107,408.30	0.00
317 051	54,540.00	9,593.95	35,726.05	35,606.05	35,606.05	35,606.05	25,285.39	0.00
	13,864,363.06	3,250,906.05	11,901,690.14	10,792,417.11	10,474,441.56	10,472,723.32	9,873,758.91	29,368.31
366 SEC. GRAL PLANEAM. ESTRAT. Y COORD. GTION.								
318 011	0.00	47,506.00	0.00	0.00	0.00	0.00	0.00	0.00
318 012	0.00	0.00	0.00	0.00	0.00	0.00	0.00	0.00
318 013	0.00	0.00	0.00	0.00	0.00	0.00	0.00	0.00
318 051	0.00	0.00	0.00	0.00	0.00	0.00	0.00	0.00
318 052	1,175,183.02	462,698.21	582,484.81	556,171.34	436,009.50	436,009.50	421,280.75	130,000.00
	1,175,183.02	510,204.21	582,484.81	556,171.34	436,009.50	436,009.50	421,280.75	130,000.00
366 SEC. GRAL PLANEAM. ESTRAT. Y COORD. GTION.								
319 011	526,190.47	174,491.61	416,947.86	416,947.86	416,947.86	416,947.86	380,923.37	0.00
319 012	78,218.00	48,032.94	30,185.06	30,185.06	4,662.13	4,662.13	4,662.13	0.00
319 013	440,993.00	418,263.66	22,729.34	22,729.34	14,406.01	14,406.01	14,406.01	0.00
319 051	18,490.00	4,380.00	9,110.00	9,110.00	9,110.00	9,110.00	9,110.00	0.00
	1,063,891.47	645,168.21	478,972.26	478,972.26	445,126.00	445,126.00	409,101.51	0.00
366 SEC. GRAL PLANEAM. ESTRAT. Y COORD. GTION.								
320 011	333,095.75	0.00	0.00	0.00	0.00	0.00	0.00	0.00
	333,095.75	0.00	0.00	0.00	0.00	0.00	0.00	0.00
366 SEC. GRAL PLANEAM. ESTRAT. Y COORD. GTION.								
321 011	162,841.51	33,288.56	151,083.95	151,083.95	151,083.95	151,083.95	140,748.63	0.00
321 012	13,380.00	9,512.40	3,867.60	3,867.60	3,867.60	3,867.60	3,867.60	0.00



Ejecución Presupuestaria al 30/09/2012
Unidades Credito desde 1 hasta 999999

Cuenta	Votado	Saldo	Preventivo	Definitivo	Devengado	Mand a Pagar	Pagado	Reservas
321 013	42,300.00	36,960.00	5,340.00	5,340.00	5,340.00	5,340.00	5,340.00	0.00
	218,521.51	79,760.96	160,291.55	160,291.55	160,291.55	160,291.55	149,956.23	0.00
160 SECRETARIA DE HACIENDA Y FINANZAS								
322 011	1,699,173.71	397,962.85	1,495,114.86	1,495,114.86	1,495,114.86	1,495,114.86	1,392,292.29	0.00
322 012	49,285.00	6,049.33	43,235.67	43,235.67	33,167.09	32,877.09	32,877.09	0.00
322 013	634,251.00	671,673.45	790,666.55	790,666.55	683,484.70	675,767.36	675,053.93	0.00
	2,382,709.71	1,075,685.63	2,329,017.08	2,329,017.08	2,211,766.65	2,203,759.31	2,100,223.31	0.00
160 SECRETARIA DE HACIENDA Y FINANZAS								
323 011	3,602,775.80	1,370,591.07	2,560,253.73	2,560,253.73	2,560,253.73	2,560,253.73	2,393,355.04	0.00
323 012	59,220.00	21,129.73	38,090.27	38,090.27	30,012.41	29,896.41	29,896.41	0.00
323 013	245,580.00	27,554.71	222,698.02	220,198.02	182,406.66	178,733.18	168,239.05	3,623.27
323 051	5,000.00	2,600.00	2,400.00	2,400.00	0.00	0.00	0.00	0.00
	3,912,575.80	1,421,875.51	2,823,442.02	2,820,942.02	2,772,672.80	2,768,883.32	2,591,490.50	3,623.27
160 SECRETARIA DE HACIENDA Y FINANZAS								
324 011	3,697,680.74	1,201,976.50	2,848,588.24	2,848,588.24	2,848,588.24	2,848,588.24	2,649,695.25	0.00
324 012	60,296.00	47,969.87	12,326.13	12,326.13	12,326.13	12,326.13	12,326.13	0.00
324 013	1,050,260.00	182,288.66	867,971.34	862,916.34	797,794.09	797,794.09	722,794.07	0.00
324 051	0.00	33,233.00	41,767.00	41,767.00	41,767.00	41,767.00	41,767.00	0.00
	4,808,236.74	1,465,468.03	3,770,652.71	3,765,597.71	3,700,475.46	3,700,475.46	3,426,582.45	0.00
160 SECRETARIA DE HACIENDA Y FINANZAS								
325 013	444,000.00	444,000.00	0.00	0.00	0.00	0.00	0.00	0.00
	444,000.00	444,000.00	0.00	0.00	0.00	0.00	0.00	0.00

Ejecucion Presupuestaria al 30/09/2012
Unidades Credito desde 1 hasta 999999

Cuenta	Votado	Saldo	Preventivo	Definitivo	Devengado	Mand a Pagar	Pagado	Reservas
160 SECRETARIA DE HACIENDA Y FINANZAS								
326 031	1,400,000.00	991,000.00	1,400,000.00	1,400,000.00	1,182,645.86	1,182,645.86	1,016,447.76	0.00
326 041	4,427,368.25	2,880,988.25	0.00	0.00	0.00	0.00	0.00	0.00
	5,827,368.25	3,871,988.25	1,400,000.00	1,400,000.00	1,182,645.86	1,182,645.86	1,016,447.76	0.00
160 SECRETARIA DE HACIENDA Y FINANZAS								
327 021	1,106,000.00	1,106,000.00	0.00	0.00	0.00	0.00	0.00	0.00
327 101	1,517,496.00	0.00	1,517,496.00	1,517,496.00	1,138,122.00	1,138,122.00	1,138,122.00	0.00
	2,623,496.00	1,106,000.00	1,517,496.00	1,517,496.00	1,138,122.00	1,138,122.00	1,138,122.00	0.00
147 SECRETARIA DE GOBIERNO								
328 011	2,996,292.91	845,233.56	2,481,974.35	2,481,974.35	2,481,974.35	2,481,974.35	2,316,914.12	0.00
328 012	67,040.00	57,865.45	8,777.59	8,777.59	7,298.59	6,979.59	6,979.59	396.96
328 013	330,700.00	647.03	330,052.97	330,052.97	277,619.74	274,406.24	250,283.30	0.00
	3,394,032.91	903,746.04	2,820,804.91	2,820,804.91	2,766,892.68	2,763,360.18	2,574,177.01	396.96
147 SECRETARIA DE GOBIERNO								
329 011	10,261,673.63	2,978,644.91	8,397,534.72	8,397,534.72	8,397,534.72	8,397,534.72	7,798,807.22	0.00
329 012	55,535.00	7,936.08	45,004.00	26,254.00	16,381.64	16,236.64	16,236.64	2,594.92
329 013	425,660.00	16,617.46	431,184.02	423,724.02	276,821.78	275,798.44	274,663.61	3,677.52
329 031	126,672.00	113,012.48	92,659.52	92,659.52	92,659.52	92,659.52	92,659.52	0.00
329 051	0.00	0.00	0.00	0.00	0.00	0.00	0.00	0.00
329 052	0.00	0.00	0.00	0.00	0.00	0.00	0.00	0.00
	10,869,540.63	3,116,210.93	8,966,382.26	8,940,172.26	8,783,397.66	8,782,229.32	8,182,366.99	6,272.44
147 SECRETARIA DE GOBIERNO								

Ejecucion Presupuestaria al 30/09/2012
Unidades Credito desde 1 hasta 999999

Cuenta	Votado	Saldo	Preventivo	Definitivo	Devengado	Mand a Pagar	Pagado	Reservas
330 011	23,596,524.12	6,694,503.66	19,665,398.46	19,665,398.46	19,665,398.46	19,665,398.46	18,343,771.13	0.00
330 012	1,359,423.00	233,940.32	1,110,493.20	905,314.20	640,613.43	638,540.98	564,412.50	14,989.48
330 013	2,543,430.00	689,710.34	2,822,845.42	2,748,078.58	2,260,156.35	2,202,242.18	2,125,339.70	22,918.24
330 031	2,032,000.00	8,471.12	2,023,528.88	1,836,912.88	1,366,937.77	1,346,442.77	1,346,442.77	0.00
330 041	4,427,368.25	4,427,368.25	0.00	0.00	0.00	0.00	0.00	0.00
330 051	793,245.00	460,677.77	332,567.23	321,247.23	120,740.23	120,740.23	120,740.23	0.00
	34,751,990.37	12,514,671.46	25,954,833.19	25,476,951.35	24,053,846.24	23,973,364.62	22,500,706.33	37,907.72
148 Subsecretaria de Gobierno								
331 011	14,113,484.19	4,249,528.65	11,379,942.54	11,379,942.54	11,379,942.54	11,379,942.54	10,635,618.54	0.00
331 012	961,258.50	390,623.32	572,219.15	511,742.35	332,207.23	331,443.04	310,856.02	9,616.03
331 013	1,230,382.00	27,039.39	1,297,590.72	1,152,364.48	904,407.12	904,250.56	845,887.25	45,182.89
331 051	230,250.00	183,987.87	44,413.13	43,060.13	34,484.73	34,484.73	34,484.73	1,849.00
	16,535,374.69	4,851,179.23	13,294,165.54	13,087,109.50	12,651,041.62	12,650,120.87	11,826,846.54	56,647.92
148 Subsecretaria de Gobierno								
332 011	325,683.02	0.00	0.00	0.00	0.00	0.00	0.00	0.00
	325,683.02	0.00	0.00	0.00	0.00	0.00	0.00	0.00
169 SECRETARIA DE DESARROLLO Y GESTION URBANA								
333 052	19,452,234.00	16,416,179.50	22,181,083.50	18,810,611.13	6,804,247.90	6,804,247.90	6,795,377.50	0.00
	19,452,234.00	16,416,179.50	22,181,083.50	18,810,611.13	6,804,247.90	6,804,247.90	6,795,377.50	0.00
169 SECRETARIA DE DESARROLLO Y GESTION URBANA								
334 011	2,406,317.29	681,288.51	1,969,839.78	1,969,839.78	1,969,839.78	1,969,839.78	1,838,494.46	0.00
334 012	15,646.00	8,960.12	6,685.88	6,685.88	5,119.88	5,119.88	5,119.88	0.00

Ejecucion Presupuestaria al 30/09/2012
Unidades Credito desde 1 hasta 999999


Cuenta	Votado	Saldo	Preventivo	Definitivo	Devengado	Mand a Pagar	Pagado	Reservas
334 013	309,554.00	41,726.39	267,827.61	264,951.61	199,548.25	198,664.67	170,703.63	0.00
334 051	0.00	0.00	0.00	0.00	0.00	0.00	0.00	0.00
	2,731,517.29	731,975.02	2,244,353.27	2,241,477.27	2,174,507.91	2,173,624.33	2,014,317.97	0.00
169 SECRETARIA DE DESARROLLO Y GESTION URBANA								
335 011	11,099,762.31	3,981,162.46	8,150,575.85	8,150,575.85	8,150,575.85	8,150,575.85	7,617,994.91	0.00
335 012	871,961.00	19,584.13	851,366.87	845,666.87	754,336.06	680,925.58	332,825.64	1,010.00
335 013	26,835,495.00	8,279,352.35	21,341,423.75	21,188,423.75	16,304,183.77	16,284,683.77	13,861,404.40	731.90
335 031	0.00	0.00	0.00	0.00	0.00	0.00	0.00	0.00
335 051	139,250.00	72,317.40	56,932.60	56,932.60	43,700.00	43,700.00	43,700.00	0.00
	38,946,468.31	12,352,416.34	30,400,299.07	30,241,599.07	25,252,795.68	25,159,885.20	21,855,924.95	1,741.90
175 Subsecretaria de Servicios Publicos								
337 011	6,020,518.53	1,981,884.91	4,589,761.62	4,589,761.62	4,589,761.62	4,589,761.62	4,336,078.40	0.00
337 012	1,525,153.00	153,609.15	1,300,520.60	985,160.60	220,684.38	209,641.98	202,641.99	71,023.25
337 013	4,324,877.00	121,479.76	5,550,363.40	4,844,319.80	3,663,377.68	3,613,917.68	3,409,466.98	182,514.84
337 031	0.00	0.00	0.00	0.00	0.00	0.00	0.00	0.00
337 051	58,700.00	5,970.48	52,729.52	52,729.52	33,017.52	22,557.52	22,557.52	0.00
	11,929,248.53	2,262,944.30	11,493,375.14	10,471,971.54	8,506,841.20	8,435,878.80	7,970,744.89	253,538.09
169 SECRETARIA DE DESARROLLO Y GESTION URBANA								
338 011	12,498,677.88	3,928,152.55	9,864,536.33	9,864,536.33	9,864,536.33	9,864,536.33	9,282,458.29	0.00
338 012	295,477.00	111,526.93	183,913.07	176,398.61	126,474.89	117,321.89	117,321.89	37.00
338 013	8,056,120.00	147,318.88	7,900,073.18	7,446,967.04	5,606,839.87	5,604,470.03	5,604,470.03	1,959.94
338 031	26,400.00	1,193.19	25,206.81	25,206.81	25,206.81	25,206.81	25,206.81	0.00

Ejecucion Presupuestaria al 30/09/2012
Unidades Credito desde 1 hasta 999999

Cuenta	Votado	Saldo	Preventivo	Definitivo	Devengado	Mand a Pagar	Pagado	Reservas
338 051	22,730.00	8,452.78	13,232.00	11,752.00	11,752.00	11,752.00	5,362.00	1,045.22
	20,899,404.88	4,196,644.33	17,986,961.39	17,524,860.79	15,634,809.90	15,623,287.06	15,034,819.02	3,042.16
175 Subsecretaria de Servicios Publicos								
339 011	3,860,163.97	1,806,135.83	2,844,546.14	2,844,546.14	2,844,546.14	2,844,546.14	2,654,745.97	0.00
339 012	132,800.00	7,720.06	90,321.36	90,321.36	52,651.46	52,651.46	52,651.46	34,758.58
339 013	677,010.00	568.35	658,052.65	644,722.65	404,974.70	403,811.78	385,201.38	5,814.00
339 031	0.00	89,957.98	496,104.02	203,072.12	203,072.12	203,072.12	203,072.12	0.00
339 051	0.00	0.00	0.00	0.00	0.00	0.00	0.00	0.00
	4,669,973.97	1,904,382.22	4,089,024.17	3,782,662.27	3,505,244.42	3,504,081.50	3,295,670.93	40,572.58
175 Subsecretaria de Servicios Publicos								
340 011	8,654,942.27	2,408,155.57	7,251,021.70	7,251,021.70	7,251,021.70	7,251,021.70	6,792,034.35	0.00
340 012	1,912,987.20	42,983.41	1,859,464.59	1,629,976.09	1,181,375.15	1,171,989.09	979,982.38	10,539.20
340 013	11,501,358.00	113,353.34	12,061,018.48	11,508,666.82	8,918,726.99	8,512,209.49	7,235,595.61	146,446.18
340 051	131,900.00	108,078.00	23,822.00	23,822.00	23,822.00	23,822.00	15,566.00	0.00
	22,201,187.47	2,672,570.32	21,195,326.77	20,413,486.61	17,374,945.84	16,959,042.28	15,023,178.34	156,985.38
175 Subsecretaria de Servicios Publicos								
341 013	420,000.00	1.00	390,080.00	390,080.00	312,200.00	273,260.00	273,260.00	29,919.00
	420,000.00	1.00	390,080.00	390,080.00	312,200.00	273,260.00	273,260.00	29,919.00
180 SECRETARIA DE PROMOCION, DESARROLLO SOCIAL Y DDHH								
342 011	2,128,008.09	695,791.64	1,641,176.45	1,641,176.45	1,641,176.45	1,641,176.45	1,516,751.15	0.00
342 012	14,080.00	518.53	12,801.60	12,801.60	12,801.60	12,801.60	12,801.60	759.87
342 013	5,300.00	3,038.23	2,261.77	2,261.77	931.77	931.77	931.77	0.00

Ejecucion Presupuestaria al 30/09/2012
Unidades Credito desde 1 hasta 999999

Cuenta	Votado	Saldo	Preventivo	Definitivo	Devengado	Mand a Pagar	Pagado	Reservas
342 051	25,290.00	727.32	24,562.68	24,562.68	24,562.68	22,240.42	8,968.42	0.00
	2,172,678.09	700,075.72	1,680,802.50	1,680,802.50	1,679,472.50	1,677,150.24	1,539,452.94	759.87
180 SECRETARIA DE PROMOCION, DESARROLLO SOCIAL Y DDHH								
343 011	698,732.84	668,239.83	55,666.01	55,666.01	55,666.01	55,666.01	43,729.54	0.00
343 012	5,741.00	5,741.00	0.00	0.00	0.00	0.00	0.00	0.00
343 013	67,850.00	16,140.00	51,710.00	15,850.00	7,188.31	7,188.31	7,188.31	0.00
	772,323.84	690,120.83	107,376.01	71,516.01	62,854.32	62,854.32	50,917.85	0.00
180 SECRETARIA DE PROMOCION, DESARROLLO SOCIAL Y DDHH								
344 011	2,290,987.27	481,285.71	2,038,220.56	2,038,220.56	2,038,220.56	2,038,220.56	1,936,721.68	0.00
344 012	184,834.00	32,050.83	152,758.17	66,531.64	65,980.64	64,212.64	64,212.64	25.00
344 013	951,550.00	348,965.64	570,790.36	516,790.36	317,755.26	314,632.85	301,049.24	160,616.00
344 051	36,920.00	25,595.55	31,695.45	11,324.95	8,932.95	6,833.81	6,833.81	0.00
344 071	180,000.00	180,000.00	0.00	0.00	0.00	0.00	0.00	0.00
	3,644,291.27	1,067,897.73	2,793,464.54	2,632,867.51	2,430,889.41	2,423,899.86	2,308,817.37	160,641.00
181 Subsecretaria de Promocion y Desarrollo Social								
345 011	410,663.10	85,262.06	372,928.04	372,928.04	372,928.04	372,928.04	351,950.16	0.00
345 012	2,220.00	2,220.00	0.00	0.00	0.00	0.00	0.00	0.00
345 013	20,000.00	0.00	20,000.00	20,000.00	19,650.93	19,650.93	19,650.93	0.00
345 031	8,000.00	1,917.20	6,082.80	6,082.80	6,082.80	6,082.80	6,082.80	0.00
345 051	10,000.00	6,263.00	3,737.00	3,737.00	3,737.00	0.00	0.00	0.00
	450,883.10	95,662.26	402,747.84	402,747.84	402,398.77	398,661.77	377,683.89	0.00


 311 Subsecretaria de Cultura y Educacion

Ejecucion Presupuestaria al 30/09/2012
Unidades Credito desde 1 hasta 999999

Cuenta	Votado	Saldo	Preventivo	Definitivo	Devengado	Mand a Pagar	Pagado	Reservas
346 011	1,814,429.76	732,804.95	1,241,898.03	1,241,898.03	1,241,898.03	1,241,898.03	1,226,780.00	0.00
346 012	10,000.00	1,709.79	7,956.01	7,956.01	6,382.96	6,382.96	6,280.21	334.20
346 013	251,060.00	11,953.31	249,775.33	187,693.87	179,308.94	179,308.94	178,640.10	11,721.36
346 031	20,000.00	15,000.00	5,000.00	5,000.00	5,000.00	5,000.00	5,000.00	0.00
	2,095,489.76	761,468.05	1,504,629.37	1,442,547.91	1,432,589.93	1,432,589.93	1,416,700.31	12,055.56
311 Subsecretaria de Cultura y Educacion								
347 011	7,803,999.06	1,994,285.83	6,629,403.23	6,629,403.23	6,629,403.23	6,629,403.23	6,272,873.35	0.00
347 012	122,875.00	114.72	122,225.40	121,068.18	54,361.32	54,361.32	49,247.36	534.88
347 013	574,992.00	15,470.24	622,880.76	622,880.76	475,788.32	432,013.60	431,144.55	0.00
347 031	112,275.00	21,904.82	90,370.18	90,370.18	45,718.59	45,718.59	40,108.59	0.00
347 051	8,150.00	1,322.53	6,827.47	6,827.47	6,827.47	3,962.47	3,962.47	0.00
	8,622,291.06	2,033,098.14	7,471,707.04	7,470,549.82	7,212,098.93	7,165,459.21	6,797,336.32	534.88
190 SECRETARIA DE TURISMO								
348 011	324,350.29	89,017.52	270,889.77	270,889.77	270,889.77	270,889.77	251,888.25	0.00
348 012	95,500.00	41,837.34	53,194.66	53,194.66	29,953.85	27,749.85	27,749.85	468.00
348 013	446,810.00	132,625.63	357,121.51	326,169.31	219,391.27	217,628.57	208,504.29	5,849.86
348 031	0.00	0.00	20,000.00	20,000.00	20,000.00	20,000.00	20,000.00	0.00
348 051	25,810.00	10,810.00	0.00	0.00	0.00	0.00	0.00	0.00
	892,470.29	274,290.49	701,205.94	670,253.74	540,234.89	536,268.19	508,142.39	6,317.86
169 SECRETARIA DE DESARROLLO Y GESTION URBANA								
349 052	20,000,000.00	0.00	28,500,000.00	28,500,000.00	2,938,972.03	2,938,972.03	710,825.18	0.00
	20,000,000.00	0.00	28,500,000.00	28,500,000.00	2,938,972.03	2,938,972.03	710,825.18	0.00

Ejecucion Presupuestaria al 30/09/2012
Unidades Credito desde 1 hasta 999999

Cuenta	Votado	Saldo	Preventivo	Definitivo	Devengado	Mand a Pagar	Pagado	Reservas
169 SECRETARIA DE DESARROLLO Y GESTION URBANA								
350 052	4,350,000.00	1,314,697.83	2,603,879.75	2,168,300.88	2,081,431.86	2,081,431.86	2,024,918.41	3,754.42
	4,350,000.00	1,314,697.83	2,603,879.75	2,168,300.88	2,081,431.86	2,081,431.86	2,024,918.41	3,754.42
169 SECRETARIA DE DESARROLLO Y GESTION URBANA								
351 052	4,030,000.00	3,307,417.23	422,582.77	422,582.77	220,706.34	220,706.34	220,706.34	0.00
	4,030,000.00	3,307,417.23	422,582.77	422,582.77	220,706.34	220,706.34	220,706.34	0.00
190 SECRETARIA DE TURISMO								
352 012	300,000.00	300,000.00	0.00	0.00	0.00	0.00	0.00	0.00
352 013	450,000.00	450,000.00	0.00	0.00	0.00	0.00	0.00	0.00
	750,000.00	750,000.00	0.00	0.00	0.00	0.00	0.00	0.00
190 SECRETARIA DE TURISMO								
353 013	300,000.00	84,796.15	261,518.85	221,164.42	191,164.42	191,164.42	191,164.42	0.00
353 031	0.00	300,000.00	0.00	0.00	0.00	0.00	0.00	0.00
	300,000.00	384,796.15	261,518.85	221,164.42	191,164.42	191,164.42	191,164.42	0.00
160 SECRETARIA DE HACIENDA Y FINANZAS								
354 012	0.00	0.00	0.00	0.00	0.00	0.00	0.00	0.00
354 013	255,000.00	255,000.00	0.00	0.00	0.00	0.00	0.00	0.00
354 051	150,000.00	89,964.40	60,035.60	60,035.60	165.60	165.60	165.60	0.00
	405,000.00	344,964.40	60,035.60	60,035.60	165.60	165.60	165.60	0.00
147 SECRETARIA DE GOBIERNO								
355 051	120,000.00	19,410.00	100,590.00	100,590.00	91,290.00	91,290.00	91,290.00	0.00
	120,000.00	19,410.00	100,590.00	100,590.00	91,290.00	91,290.00	91,290.00	0.00



Ejecucion Presupuestaria al 30/09/2012
Unidades Credito desde 1 hasta 999999

Cuenta	Votado	Saldo	Preventivo	Definitivo	Devengado	Mand a Pagar	Pagado	Reservas
180 SECRETARIA DE PROMOCION, DESARROLLO SOCIAL Y DDHH								
356 011	714,472.72	333,330.40	436,244.32	436,244.32	436,244.32	436,244.32	405,894.76	0.00
356 012	127,055.00	1,697.64	125,357.36	102,884.36	100,225.28	100,225.28	84,686.39	0.00
356 013	328,600.00	17,728.21	310,871.79	277,567.79	261,588.54	261,588.54	261,588.54	0.00
356 051	23,450.00	22,006.94	19,477.06	1,442.57	1,442.57	1,442.57	1,442.57	0.00
	1,193,577.72	374,763.19	891,950.53	818,139.04	799,500.71	799,500.71	753,612.26	0.00
305 Subsecretaria de Planeamiento y Proyectos Urbanos								
357 011	281,093.80	0.00	0.00	0.00	0.00	0.00	0.00	0.00
357 012	1,000.00	925.00	75.00	75.00	75.00	75.00	75.00	0.00
357 013	0.00	0.00	0.00	0.00	0.00	0.00	0.00	0.00
	282,093.80	925.00	75.00	75.00	75.00	75.00	75.00	0.00
169 SECRETARIA DE DESARROLLO Y GESTION URBANA								
358 052	1,000.00	1,000.00	0.00	0.00	0.00	0.00	0.00	0.00
	1,000.00	1,000.00	0.00	0.00	0.00	0.00	0.00	0.00
147 SECRETARIA DE GOBIERNO								
359 013	1,000.00	600.00	0.00	0.00	0.00	0.00	0.00	400.00
	1,000.00	600.00	0.00	0.00	0.00	0.00	0.00	400.00
169 SECRETARIA DE DESARROLLO Y GESTION URBANA								
360 052	4,074,301.00	3,102,528.57	3,645,392.43	3,425,392.43	3,111,446.21	3,111,446.21	2,526,472.21	0.00
	4,074,301.00	3,102,528.57	3,645,392.43	3,425,392.43	3,111,446.21	3,111,446.21	2,526,472.21	0.00
366 SEC. GRAL PLANEAM. ESTRAT. Y COORD. GTION.								
361 011	0.00	231,520.36	134,299.34	134,299.34	134,299.34	134,299.34	123,608.84	0.00

Ejecucion Presupuestaria al 30/09/2012
Unidades Credito desde 1 hasta 999999

Cuenta	Votado	Saldo	Preventivo	Definitivo	Devengado	Mand a Pagar	Pagado	Reservas
361 012	42,957.37	42,231.65	725.72	725.72	725.72	725.72	725.72	0.00
361 013	120,000.00	60,865.31	59,134.69	59,134.69	59,134.69	59,134.69	58,940.47	0.00
	162,957.37	334,617.32	194,159.75	194,159.75	194,159.75	194,159.75	183,275.03	0.00
169 SECRETARIA DE DESARROLLO Y GESTION URBANA								
362 052	11,302,862.20	2,603,542.57	8,699,319.63	8,637,206.03	6,181,458.38	6,181,458.38	5,517,303.94	0.00
	11,302,862.20	2,603,542.57	8,699,319.63	8,637,206.03	6,181,458.38	6,181,458.38	5,517,303.94	0.00
169 SECRETARIA DE DESARROLLO Y GESTION URBANA								
363 052	1,000,000.00	223,467.50	776,532.50	457,112.50	453,749.47	453,749.47	453,749.47	0.00
	1,000,000.00	223,467.50	776,532.50	457,112.50	453,749.47	453,749.47	453,749.47	0.00
169 SECRETARIA DE DESARROLLO Y GESTION URBANA								
364 052	1,050,000.00	333,709.77	716,290.23	240,424.10	185,674.10	185,674.10	185,674.10	0.00
	1,050,000.00	333,709.77	716,290.23	240,424.10	185,674.10	185,674.10	185,674.10	0.00
169 SECRETARIA DE DESARROLLO Y GESTION URBANA								
365 052	2,500,000.00	23,480.00	476,520.00	0.00	0.00	0.00	0.00	0.00
	2,500,000.00	23,480.00	476,520.00	0.00	0.00	0.00	0.00	0.00
169 SECRETARIA DE DESARROLLO Y GESTION URBANA								
366 052	120,000.00	1,545,352.00	0.00	0.00	0.00	0.00	0.00	0.00
	120,000.00	1,545,352.00	0.00	0.00	0.00	0.00	0.00	0.00
169 SECRETARIA DE DESARROLLO Y GESTION URBANA								
367 052	150,000.00	143,000.00	7,000.00	7,000.00	7,000.00	7,000.00	7,000.00	0.00
	150,000.00	143,000.00	7,000.00	7,000.00	7,000.00	7,000.00	7,000.00	0.00

181 Subsecretaria de Promocion y Desarrollo Social



Ejecucion Presupuestaria al 30/09/2012
Unidades Credito desde 1 hasta 999999

Cuenta	Votado	Saldo	Preventivo	Definitivo	Devengado	Mand a Pagar	Pagado	Reservas
368 012	18,100.00	18,100.00	0.00	0.00	0.00	0.00	0.00	0.00
368 013	230,000.00	230,000.00	0.00	0.00	0.00	0.00	0.00	0.00
	248,100.00	248,100.00	0.00	0.00	0.00	0.00	0.00	0.00
318 Subsecretaria de Seguridad Urbana								
369 013	50,000.00	10,620.74	39,379.26	39,379.26	35,239.26	25,159.86	25,159.86	0.00
	50,000.00	10,620.74	39,379.26	39,379.26	35,239.26	25,159.86	25,159.86	0.00
366 SEC. GRAL PLANEAM. ESTRAT. Y COORD. GTION.								
370 011	0.00	157,305.78	133,759.34	133,759.34	133,759.34	133,759.34	122,748.10	0.00
370 012	0.00	7,993.83	2,006.17	2,006.17	2,006.17	2,006.17	0.00	0.00
370 013	890,500.00	148,940.55	1,141,559.45	1,141,559.45	723,181.11	723,181.11	723,181.11	0.00
370 051	0.00	195,862.40	104,137.60	0.00	0.00	0.00	0.00	0.00
	890,500.00	510,102.56	1,381,462.56	1,277,324.96	858,946.62	858,946.62	845,929.21	0.00
366 SEC. GRAL PLANEAM. ESTRAT. Y COORD. GTION.								
371 011	676,563.42	421,082.67	1,003,632.14	1,003,632.14	1,003,632.14	1,003,632.14	933,022.68	0.00
371 012	3,444.00	1,999.48	1,444.52	1,444.52	1,444.52	1,444.52	1,444.52	0.00
371 013	412,260.00	99,034.47	313,225.53	271,865.53	174,559.27	174,559.27	160,676.27	0.00
371 051	5,000.00	159.24	4,060.76	4,060.76	4,060.76	4,060.76	4,060.76	0.00
	1,097,267.42	522,275.86	1,322,362.95	1,281,002.95	1,183,696.69	1,183,696.69	1,099,204.23	0.00
169 SECRETARIA DE DESARROLLO Y GESTION URBANA								
372 011	0.00	0.00	0.00	0.00	0.00	0.00	0.00	0.00
372 012	0.00	0.00	0.00	0.00	0.00	0.00	0.00	0.00
372 013	0.00	0.00	0.00	0.00	0.00	0.00	0.00	0.00

Ejecucion Presupuestaria al 30/09/2012
Unidades Credito desde 1 hasta 999999

Cuenta	Votado	Saldo	Preventivo	Definitivo	Devengado	Mand a Pagar	Pagado	Reservas
372 051	0.00	0.00	0.00	0.00	0.00	0.00	0.00	0.00
372 052	1,837,076.46	89,404.23	1,705,844.34	1,705,844.34	1,464,032.90	1,464,032.90	1,385,385.80	256,278.89
	1,837,076.46	89,404.23	1,705,844.34	1,705,844.34	1,464,032.90	1,464,032.90	1,385,385.80	256,278.89
175 Subsecretaria de Servicios Publicos								
373 011	0.00	262.00 -	262.00 -	262.00 -	262.00 -	262.00 -	262.00	0.00
373 012	0.00 -	7,224.00	7,224.00	7,224.00	7,224.00	7,224.00	7,224.00	0.00
373 013	0.00	0.00	0.00	0.00	0.00	0.00	0.00	0.00
373 051	0.00	0.00	0.00	0.00	0.00	0.00	0.00	0.00
373 052	24,426,003.96	7,508,841.32	27,477,715.13	25,761,968.38	22,266,996.47	20,507,658.47	18,869,079.55	4,279,233.51
	24,426,003.96	7,501,879.32	27,484,677.13	25,768,930.38	22,273,958.47	20,514,620.47	18,876,041.55	4,279,233.51
175 Subsecretaria de Servicios Publicos								
374 011	0.00	0.00	0.00	0.00	0.00	0.00	0.00	0.00
374 012	0.00	0.00	0.00	0.00	0.00	0.00	0.00	0.00
374 013	0.00	0.00	0.00	0.00	0.00	0.00	0.00	0.00
374 052	8,070,570.32	32,696.25	7,997,562.13	5,707,995.13	5,098,303.98	4,944,243.98	4,792,534.17	78,653.94
	8,070,570.32	32,696.25	7,997,562.13	5,707,995.13	5,098,303.98	4,944,243.98	4,792,534.17	78,653.94
99998 210	0.00	0.00	0.00	0.00	0.00	0.00	0.00	0.00
99998 220	0.00	0.00	0.00	0.00	0.00	0.00	0.00	0.00
99998 230	0.00	0.00	0.00	0.00	0.00	0.00	0.00	0.00
99998 240	0.00	0.00	0.00	0.00	0.00	0.00	0.00	0.00
	0.00	0.00	0.00	0.00	0.00	0.00	0.00	0.00

RESUMEN DE INGRESOS A CONTABILIZAR

Fechas : 01/01/2012 - 30/09/2012

Servicios: ABCDIX


Detalle

Importe

RESUMEN CUENTAS CONTABLES

Ejercicio: 2012


8 2 1 01 0001	Impuesto Automotor	18,951,050.65
8 2 1 01 0002	Impuesto Inmobiliario	11,279,853.25
8 2 1 01 0003	Tasa Gral. Servicios Municipales	9,166,539.60
8 2 1 01 0004	Habilitación Comercial	192,014.00
8 2 1 01 0005	Multas por Infracciones	3,429,513.63
8 2 1 01 0006	Tasa Actividad Comercio e Industria	8,796,492.96
8 2 1 01 0007	Derecho Venta Ambulantes	2,680.00
8 2 1 01 0008	Publicidad y Propaganda	156,366.29
8 2 1 01 0009	Estacionamiento Medido	31,350.00
8 2 1 01 0010	Ingresos Varios	306,050.54
8 2 1 01 0012	Redes de Gas	2,321.78
8 2 1 01 0014	Servicio Inspección Veterinaria	37,605.57
8 2 1 01 0015	Derechos de Oficina	2,019,260.27
8 2 1 01 0016	Derecho Ocupación y Uso Público	86,791.55
8 2 1 01 0017	Derechos Espectáculos Públicos	17,077.00
8 2 1 01 0018	Permiso U. y S. Matadero	73,796.28
8 2 1 01 0019	Derechos de Construcción	319,504.93
8 2 1 01 0020	Tasa Servicios Esp. Limpieza e Higiene	3,516,205.27
8 2 1 01 0023	Derechos Cementerio	320,673.27
8 2 1 01 0024	Contribución por Mejoras	291,689.70
8 2 1 01 0028	Contribución por Mejoras Centro	3,965.39
8 2 1 01 0029	Contribución por Mejoras Este	20,841.82
8 2 1 01 0030	Contribución por Mejoras Oeste	40,659.29
8 2 1 01 0034	Intereses de Financiacion	2,489,140.19
8 2 1 01 0042	Contr.Mejoras Pav. B°Los Calaf. y T Bridge	93,173.64
8 2 1 01 0043	Contr.Mejoras Pav. B°El Libert. y 12 Octub	108,102.11
8 2 1 01 0044	Contr.Mejoras Pav. B°IPV 2da. Etapa	97,135.21
8 2 1 01 0053	Otros Intereses	1,290,793.01
8 2 1 01 0056	Uso de Calesita y Juegos Mecánicos	45,272.00
8 2 1 01 0057	Tasa de Verificación de estructuras de Ant	142,000.00
8 2 1 02 0001	Arancel Deportes Varios	257,883.50
8 2 1 02 0002	Arancel Uso Natatorio	560.00
8 2 1 02 0006	Convenio Alumbrado Público	2,519,811.13
8 2 1 02 0007	Convenio Revisión Técnica Obligatoria	17,386.30
8 2 1 02 0008	Recupero Ordenanza 2243	2,972,087.46
8 2 1 02 0012	Fondo Voluntario Infraestructura Escolar	513.27
8 2 1 02 0021	Fondo Promocion del Deporte	8,300.00
8 2 1 03 0002 0001	Venta de Terrenos Fiscales	439,228.30
8 2 1 03 0002 0008	Gestion y Venta de Tierras Fiscales	1,666,217.49
8 2 1 03 0002 0009	Subasta Pública de Tierras Fiscales	5,615,672.00
8 2 2 01	Coparticipación	234,966,248.62
8 2 2 10	Fondo Federal Solidario - Dto Nac.206/09	7,359,199.44


 CP STELLA MARIS CAMPOS
 Subcontador General
 Municipalidad de Ushuaia

1501 - 7/9

818

SOS

 **Ejecución Presupuestaria por mes (Provisorio)**

			Acumulado a		Acumulado a		Acumulado a		Acumulado a		Acumulado a		Acumulado a		Acumulado a		Acumulado a
VIII- NECES. DE FCMTO - RDO FCIERO (III +IV-V)	8.342.356,51	4.743.484,02	13.085.840,53	-2.252.292,67	10.833.547,86	3.371.564,34	14.205.112,20	3.178.764,61	17.383.876,81	-7.171.424,60	10.212.452,21	716.376,81	10.928.829,02	-4.022.278,50	6.906.550,52	-6.601.478,26	305.072,26
IX - FINANCIAMIENTO NETO	86.443,45	32.354,18	84.089,28	-126.458,00	-62.398,71	-72.018,73	-134.387,44	-126.458,00	-260.845,44	-126.458,00	-387.303,44	-82.560,60	-489.864,04	2.863.762,00	2.393.897,96	253.542,00	2.647.439,96
Fuentes	222.901,45	94.103,84	317.005,29	0,00	317.005,29	54.439,27	371.444,56	0,00	371.444,56	0,00	371.444,56	43.897,40	415.341,96	2.990.220,00	3.405.561,96	380.000,00	3.785.561,96
Aportes No Reintegrables	222.901,45	94.103,84	317.005,29	0,00	317.005,29	54.439,27	371.444,56	0,00	371.444,56	0,00	371.444,56	43.897,40	415.341,96	2.990.220,00	3.405.561,96	380.000,00	3.785.561,96
Aportes para el Festival Internacional de la Música	0,00	0,00	0,00	0,00	0,00	0,00	0,00	0,00	0,00	0,00	0,00	0,00	0,00	0,00	0,00	380.000,00	380.000,00
Aporte Obra Colegio del Sur	222.901,45	94.103,84	317.005,29	0,00	317.005,29	54.439,27	371.444,56	0,00	371.444,56	0,00	371.444,56	43.897,40	415.341,96	0,00	415.341,96	0,00	415.341,96
Convenio 6368 Prog.Fed.Int.Sociocomunitari	0,00	0,00	0,00	0,00	0,00	0,00	0,00	0,00	0,00	0,00	0,00	0,00	0,00	2.990.220,00	2.990.220,00	0,00	2.990.220,00
Otras Fuentes	0,00	0,00	0,00	0,00	0,00	0,00	0,00	0,00	0,00	0,00	0,00	0,00	0,00	0,00	0,00	0,00	0,00
Resultados Ejercicios Anteriores	0,00	0,00	0,00	0,00	0,00	0,00	0,00	0,00	0,00	0,00	0,00	0,00	0,00	0,00	0,00	0,00	0,00
Usos	126.458,00	126.458,00	252.916,00	126.458,00	379.374,00	126.458,00	505.832,00	126.458,00	632.290,00	126.458,00	758.748,00	126.458,00	885.206,00	126.458,00	1.011.664,00	126.458,00	1.138.122,00
Amortización de la Deuda	126.458,00	126.458,00	252.916,00	126.458,00	379.374,00	126.458,00	505.832,00	126.458,00	632.290,00	126.458,00	758.748,00	126.458,00	885.206,00	126.458,00	1.011.664,00	126.458,00	1.138.122,00
Resultado de la Ejecución	8.438.799,96	4.711.129,86	13.148.929,82	-2.378.750,67	10.771.179,15	3.299.545,61	14.070.724,76	3.052.306,61	17.123.031,37	-7.297.882,60	9.825.148,77	633.816,21	10.458.964,98	-1.158.516,50	9.300.448,48	-6.347.936,26	2.952.512,22

CP STELLA MARIS CAMPOS
 Subcontador General
 Municipalidad de Ushuaia



Provincia de Tierra del Fuego
Antártida e Islas del Atlántico Sur
MUNICIPALIDAD DE USHUAIA
CONTADURIA GENERAL

Ejecución Presupuestaria (Provisorio)

CONCEPTO	Ejecutado Acumulado (Devengado) al 30/09/2012	
	Importe	% V
I.-TOTAL DE RECURSOS CORRIENTES	336.633.894,71	97,84
Total de la Administración Central	336.633.894,71	97,84
De Jurisdicción Municipal	69.104.460,86	20,09
* De Afectación General	63.327.919,20	18,41
Impuesto Automotor	18.951.050,65	5,51
Impuesto Inmobiliario	11.279.853,25	3,28
Tasa General Serv, Municip,	9.166.539,60	2,66
Habilitación Comercial	192.014,00	0,06
Multas por Infracciones	3.429.513,63	1,00
Tasa Activ, Comercio e Industria	8.796.492,96	2,56
Derecho Ventas Ambulantes	2.680,00	0,00
Publicidad y Propaganda	156.366,29	0,05
Estacionamiento Medido	31.350,00	0,01
Ingresos Varios	306.050,54	0,09
Redes de Gas	2.321,78	0,00
Servicio Inspección Veterinaria	37.605,57	0,01
Derechos de Oficinas	2.019.260,27	0,59
Der,Ocup, Y Uso Esp, Público	86.791,55	0,03
Derechos Espectáculos Públicos	17.077,00	0,00
Permiso U, Y D, Matadero	73.796,28	0,02
Derechos de Construcción	319.504,93	0,09
Tasa S, Esp, Limp,E Higiene	3.516.205,27	1,02
Derechos de Cementerio	320.673,27	0,09
Contribución por Mejoras	291.689,70	0,08
Intereses de Financiación	2.489.140,19	0,72
Contribución por Mejoras - Secc, Centro	3.965,39	0,00
Contribución por Mejoras - Secc, Este	20.841,82	0,01
Contribución por Mejoras - Secc, Oeste	40.659,29	0,01
Contribución Mejoras Pav, B° Los Calafates y T, Bridges	93.173,64	0,03
Contribución Mejoras Pav, B° El Libertador y 12 Octub,	108.102,11	0,03
Contribución Mejoras Pav, B° IPV 2da, Etapa	97.135,21	0,03
Otros intereses	1.290.793,01	0,38
Uso de Calesita y Juegos Mecánicos	45.272,00	0,01
Tasa de Verificación de Estructuras de Ant	142.000,00	0,04
* Cuentas Especiales (De afectación específica)	5.776.541,66	1,68
Arancel Deportes Varios	257.883,50	0,07
Arancel Uso Natación	560,00	0,00
Recupero Ordenanza 2243	2.972.087,46	0,86
Convenio Revisión Técnica Obligatoria	17.386,30	0,01
Convenio Alumbrado Público	2.519.811,13	0,73
Fondo Voluntario Infraestructura Escolar	513,27	0,00
Fondo Promoción del Deporte	8.300,00	0,00
De Jurisdicción Provincial	267.529.433,85	77,76
Coparticipación	252.486.350,33	73,39
Coparticipación Fondo Federal Solidario	8.196.207,06	2,38
Coparticipación- Fondo Fiduciario	6.846.876,46	1,99
II - TOTAL EROGACIONES CORRIENTES	288.319.645,18	83,80
Total Administración Central	288.319.645,18	83,80
Personal	209.840.466,76	60,99
Bienes de Consumo	6.014.613,22	1,75
Servicios	63.835.653,53	18,55
Transferencias	5.703.911,67	1,66
Erogaciones Figurativas	2.925.000,00	0,85
III- AHORRO CORRIENTE - RDO ECON. (I - II)	48.314.249,53	14,04
IV - RECURSOS DE CAPITAL	7.721.117,79	2,24
Total Administración Central	7.721.117,79	2,24
De Jurisdicción Municipal	7.721.117,79	2,24
Venta de Activos Fijos	7.721.117,79	2,24
Venta de Terrenos Fiscales	439.228,30	0,13
Gestión y Venta de Tierras Fiscales	1.666.217,49	0,48
Subasta Pública de Tierras Fiscales	5.615.672,00	1,63
V- EROGACIONES DE CAPITAL	55.730.295,06	16,20
Total Administración Central	55.730.295,06	16,20
Bienes de Capital	724.082,17	0,21
Trabajos Públicos	55.006.212,89	15,99
VI - TOTAL DE RECURSOS (I + IV)	344.355.012,50	100,09
VII - TOTAL DE EROGACIONES (II + V)	344.049.940,24	100,00
VIII- NECES. DE FCIAMIENTO - RDO FCIERO (III +IV-V)	305.072,26	0,09
IX - FINANCIAMIENTO NETO	2.647.439,96	0,77
Fuentes	3.785.561,96	1,10
Aportes No Reintegrables	3.785.561,96	1,10
Aportes para el Festival Internacional de la Música	380.000,00	0,11
Aporte Obra Colegio del Sur	415.341,96	0,00
Convenio 6368 Prog.Fed.Int.Sociocomunitari	2.990.220,00	0,00
Otras Fuentes	0,00	0,00
Resultados Ejercicios Anteriores	0,00	0,00
Usos	1.138.122,00	0,33
Amortización de la Deuda	1.138.122,00	0,33
Resultado de la Ejecución	2.952.512,22	

Observación para el mes de SEPTIEMBRE de 2012

Los fondos de Coparticipación informados por medio del Informe I3CB, adjunto a la presente, no es coincidente con el dato comunicado en la Ejecución, debiéndose esto a la dilación existente en el procesamiento del ingreso del recurso mencionado. Por tal motivo, se debe considerar como recursos de Coparticipación efectivamente ingresados, los valores informados al cierre del mes bajo análisis, consignados los mismos en la presente Ejecución.

CP STELLA MARIS CAMPOS
Subcomptador General
Municipalidad de Ushuaia